

## 12 Top Tips to Make Reading Fun!

Reading for fun can help encourage a lifelong love of books. Here's a roundup of 12 top tips from our specialist team to help your child learn to read while having fun!

### 1. Act it out!


Get theatrical with how you read a book. Take turns reading a character. Or why not encourage your child to present their favourite part as a play to the family?



### 2. Listen up!

There's a huge range of fiction and non-fiction audio books available online for children. Listen along with your child so you can discuss the book afterwards. Questions you could ask include

- Who are your favourite characters and why?
- What do you think will happen next?
- Why do you think the character did what they did?



[World Book Day](#) has a number of [FREE audiobooks](#) for a range of children's ages.

### 3. Subtitles

Put the subtitles on your TV or on YouTube videos and encourage your child to read along while they watch.

## 4. Games Night

Hold a family games night and explore board games which involve an element of reading, such as Trivial Pursuit. Allow your child to be in control by being the question master. If some of the words are too tricky perhaps you can help them to make up some of their own questions – or make up their own quiz!

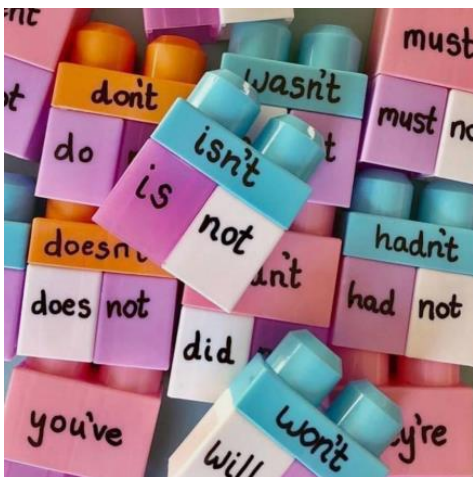


Or try Articulate which helps build vocabulary and word play while having fun playing a game together.

## 5. Pair up

Create a simple memory matching pairs game with words on one set of cards and pictures on the other. Involve your child in creating the game in a way they will enjoy – this could be writing the words, drawing the pictures, or both! Raid the craft drawer for colourful supplies or help them to create the cards on the computer.

## 6. Model it



Write or stick letters onto Lego or building bricks and see what words you and your child can come up with. Challenge your child to come up with as many different words as possible building with just a few letters.

### 7. Get baking!

Find a recipe designed for children and encourage your child to read the instructions – while they create a yummy treat!

[Goodtoknow](#) has a collection of easy baking recipes for kids [here](#).



### 8. Take it in turns

Parents often feel pressure for their child to read every word, but taking turns can give the learner a break from the process of reading and listening and will still help them with understanding the story/information.

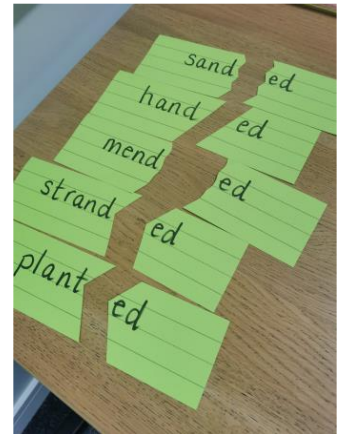
### 9. X marks the spot



Do a treasure hunt where your child has to read the clues around the house/garden. Getting a small prize each time, such as a sweet/chocolate, can be a great motivator to keep on reading more clues!

## 10. Chop words up!

Use pieces of paper /card or Post-it notes to chop words up into onset and rime (e.g. m-an, p-an/st-op, dr-op) and then stick them back together and read. This is also a great way to learn suffixes.



## 11. Read a comic

Reading doesn't always need to involve books. Explore different types of written material – comics, magazines and information books. Look online for short stories if your child finds it hard to read longer texts.

Children aged between five and nine years of age can receive a [FREE subscription to LEGO Life Magazine](#). Delivery is free too.

## 12. Talk to your child



Bedtime may not always be the best time to read for a child who is tired at the end of the day. Talk them about where and when they would most like to read. When and where do they think they'll feel most relaxed?

Once you've found that time and place, sticking to it each day will help to build it into their daily routine and allow them separation from other activities, such as watching TV or gaming.

**Happy Reading!**