




# tips

to support dyslexic  
minds at home


● ● ●  
● ● ● MADE BY  
● ● ● DYSLEXIA



Being Made By Dyslexia means your child thinks differently, creatively, laterally. And they have the exact skills the future needs.

Thinking differently means they are xtraordinarily good at certain things. Often much better than people who are not dyslexic. But they find other things challenging (more so than their classmates who are not dyslexic), like reading, writing, spelling, following instructions, concentrating and staying organised.

Here's how you can support them to be their best at home.



# tip 1

## Spot the strengths.

The most transformative thing you can do for a dyslexic child is to help them spot their dyslexic strengths. Every dyslexic child has them. These are the things they are naturally good at and love to do.

- Many dyslexics are brilliant at sport or music, art or dancing.
- Others are great at understanding how others feel.
- Some dyslexics are experts at exploring and finding out all there is to know about a topic they're interested in.
- When they find and focus on their dyslexic strengths, kids who are Made By Dyslexia are unstoppable.

Have a look at our book, *Xtraordinary People*, to find out the 7 Dyslexic Thinking Skills and see which one (or more!) your child has.



A large pink circle containing the text 'tip 2' in white. The word 'tip' is in a smaller font, and the number '2' is significantly larger and bolder.

## tip 2

## A multisensory approach works best.

Dyslexic learners (and all learners, in fact!) love to explore with their senses. Watching, listening, touching (or getting hands on), learning through movement,

- Can you find songs about your study topic on YouTube?
- Can you make up funny mnemonic to remember spellings?
- Can your child spell words in a tray of shaving foam, sand or glitter?
- Could they make the word in play doh?
- Can you try different strategies in maths? Counting on fingers? Counting objects? Making tallies?

A green circle containing the text 'tip 3' in white. The word 'tip' is in a smaller font, and the number '3' is significantly larger and bold.

## tip 3

## Use assistive technology, to give a helping hand.

Technology can help level the playing field for dyslexic learners, allowing them to focus on their strengths like imagining and storytelling, without getting tripped up by spelling, punctuation and grammar.

- Can you use Microsoft's Immersive Reader to read text online? This can be great for English Comprehension, wordy maths problems and more.
- Can they type their assignment on a computer? Using predictive text, or spell check, can help fix spelling mistakes without a fuss.
- Can they record 'voice notes' to answer questions verbally, to demonstrate their knowledge? Homework platforms like Showbie let you do this.



A large pink circle containing the text 'tip 4' in white. The word 'tip' is in a smaller font, and the number '4' is significantly larger and bolder.

# tip 4




## Time and patience.

Many Dyslexic learners have a slower processing speed, so it takes us longer to read and decode chunks of information. However, we flourish when we are given time to understand, plan and respond.

### Be patient and always allow:

- Time to process the assignment or question
- Time to plan their approach or think of the answer (mindmaps are great!)
- Time to respond – either verbally or in writing

**And lots of praise to boost their confidence along the way.**




# tip 5

## Positive praise.

It's so important that dyslexic children hear positive praise. Research suggests that we are most motivated to improve when we hear negative and positive comments in a ratio of 1:5. That's 5 pieces of praise for every 1 negative comment.

Positive praise is vital for our self-esteem and makes sure we stay motivated to keep learning, even when things are tough.



## Find out more:

We've created a series of super short, powerful videos, to help you understand how to support and empower your dyslexic learner.

From literacy to maths, strengths to challenges, **you'll find it all here:**  
<https://education.microsoft.com/en-us/course/4acb190d/overview>

Each video is less than 5 minutes long and contains all the vital info you need to know.

### Read:

Xtraordinary People, available on Amazon and Apple Books, to find out what makes your dyslexic child xtraordinary.



● ● ●  
● ● ● MADE BY  
● ● ● DYSLEXIA

● ● ●  
● ● ● MADE BY  
● ● ● DYSLEXIA

[madebydyslexia.org](http://madebydyslexia.org)